



SPECIFICATIONS:

DESCRIPTION

Cable-hung or stem-mount pendant with handcrafted glass diffuser. Three sizes are available.

LAMPING

Standard: 120V incandescent, suitable for dimming, *not included.*

CFL: 4-Pin CFL with non-dimming electronic ballast. 120V, *lamp not included.*

GU24 CFL: Self-ballasted GU24 lampholders, 120V, *lamp not included.*

LED: 6W GU24 LED Lamp 120V, non-dimmable, *included.*

DIFFUSER

Shades shall be handcrafted glass in various decors. Amelia 15 & 18 provide frosted glass glare shield (not included on Hand-cut glasses).

Opening sizes: 3x7mm holes.

SUSPENSION

Cable-hung: 3x 10' aircraft-quality stainless steel cable support with 10' AWM-type cord. Jacket tint coordinates with metal finish. 5" Dia. canopy is plated stamped steel. Bronze or Satin Nickel.

Stem-mount: 4 connectable stem sections (3", 6", 12" and 18" lengths) plus telescoping piece for up to 3" adjustment, 10' max. 5" Dia. canopy (with swivel) and stem sections are plated steel. Bronze or Satin Nickel

MOUNTING

Installs directly to a 4" octagonal ceiling box. Suitable for sloped ceilings.

LABELS

UL or ETL Listed. Suitable for Damp Locations (interior use only). Consult factory concerning lower wattage labeling for energy requirements.

location: **DAMP** interior

CFL GU24 LED



Black Damask

Black Hand-cut



White Damask

Cosmic

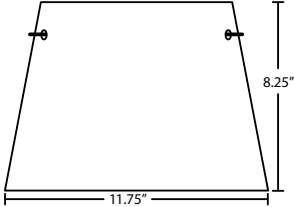
White Hand-cut



ORDERING:

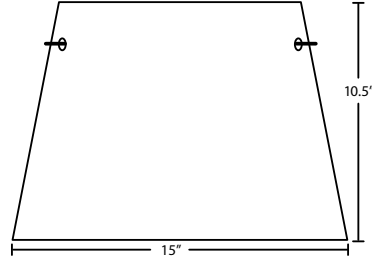
Amelia 12:

Lamp: 1x 100W A19 120V



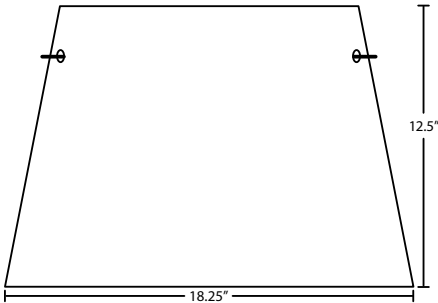
Amelia 15:

Lamp: 3x 100W A19 120V



Amelia 18:

Lamp: 3x 100W A19 120V



Amelia 12:

Connection*	Amelia 12 Decor	Lamp Options	Metal Finish	Options
3x Cable Fixture	4393BC Black Hand-cut	(blank) 100W A19 Incan	BR Bronze	L 15' cord
1KV 1 Lt. Flat	4393BD Black Damask	F1 18W TBX 120V	SN Satin Nickel	
	4393CS Cosmic	O1 18W TBX 277V		
Stem Fixture	4393WC White Hand-cut	GU24 26W GU24 120V		
1TT 1 Lt. Flat	4393WD White Damask	LED 6W LED 120V		

Amelia 15:

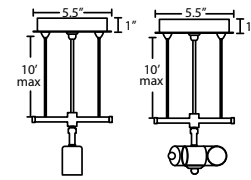
Connection*	Amelia 15 Decor	Lamp Options	Metal Finish	Options
3x Cable Fixture	4340BC Black Hand-cut	(blank) 3x 100W A19 Incan	BR Bronze	L 15' cord
1KV 1 Lt. Flat	4340BD Black Damask	F3 3x 18W TBX 120V	SN Satin Nickel	
	4340CS Cosmic	O3 3x 18W TBX 277V		
Stem Fixture	4340WC White Hand-cut	GU24 3x 18W GU24 120V		
1KT 1 Lt. Flat	4340WD White Damask	LED 3x 6W LED 120V		

Amelia 18:

Connection*	Amelia 18 Decor	Lamp Options	Metal Finish	Options
3x Cable Fixture	4394BC Black Hand-cut	(blank) 3x 100W A19 Incan	BR Bronze	L 15' cord
1KV 1 Lt. Flat	4394BD Black Damask	I3 3x 26W TBX 120V	SN Satin Nickel	
	4394CS Cosmic	R3 3x 26W TBX 277V		
Stem Fixture	4394WC White Hand-cut	GU24 3x 26W GU24 120V		
1KT 1 Lt. Flat	4394WD White Damask	LED 3x 6W LED 120V		

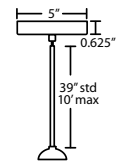
PENDANT OPTIONS:

CABLE-HUNG PENDANT



- 3x 10' aircraft-quality stainless steel cable
- 1KV Series: x lampholder
- 1KV Series: 3x lampholder
- 1KV Series includes flat glass glare shield
- Cord: 10' AWM-type provided
- Bronze or Satin Nickel

STEM PENDANT



- Swivel at canopy, suitable for sloped ceilings
- Includes telescoping section plus 4 connectable stem sections, (1x 3", 1x 6", 1x 12", 1x 18"), 10' max
- Bronze or Satin Nickel

LED 120V PENDANTS:

- Internal driver integrated in the lamp, GU24 base
- Total power of only 6 watts
- Non-dimmable
- Rated life: 30,000 hours
- Frosted acrylic diffuser

ACCESSORIES:

ADDITIONAL STEM SECTIONS:

Additional connecting stems are available to increase overall length, up to 10' max. Telescoping adjustable section allows up to 3" movement.

- T20A-SN** or **T20A-BR** Adj. Section
- T203-SN** or **T203-BR** 3" Section
- T206-SN** or **T206-BR** 6" Section
- T212-SN** or **T212-BR** 12" Section
- T218-SN** or **T218-BR** 18" Section

Project Information: