



KONA

SWING ARMS WALL



SPECIFICATIONS:

DESCRIPTION

Low Voltage swing-arm luminaire with handcrafted glass shade. Employs a Class 2 electronic low-voltage transformer and integrated full-range rotary dimmer.

LAMPING

50W Low pressure 12V halogen GY6.35 Bi-Pin lamp, included. Suitable for use in an open fixture.

DIFFUSER

Shade shall be handcrafted glass of various decors. Diameter of 5.5" and height of 2.5"

CONSTRUCTION

Fixture utilizes solid brass construction, with decorative metal finish.

1WU: Arm rotates 155° and pivots at center, while lamp head rotates and pivots 90°. 8mm dia. tubing rotates on two-piece clamshell swivel.

1WW: Arm rotates 130° and raises/lowers. Lamp holder pivots. Two parallel 8mm arced tubes raise and lower on canopy pivot.

METAL FINISH

Fixture shall be finished in either Bronze or Satin Nickel.

MOUNTING

Installs directly to a 4" octagonal outlet box.

CORD & PLUG KIT

See next page for optional cord and plug kit that allows the swing-arm to plug into a standard 120V receptacle.

LABELS

UL or ETL Listed. Suitable for Damp Locations (interior use only).



KONA SWING ARM SHOWN IN "WU" SUNSET (1WU-117681-BR) IN BRONZE FINISH & "WW" MARBLE (1WW-117652-SN)

117607
WHITE

117687
BLUE MATTE

117691
BI-COLOR




550493
DICRO SWIRL

282453
WHITE STARPOINT

282484
BLUE STARPOINT

282490
MANGO STARPOINT



For ordering information, see next page

All dimensions provided are nominal. Allowance must be made for dimensional tolerance in handcrafted glasses.

REV 10/14



KONA

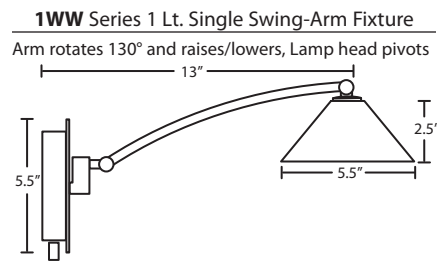
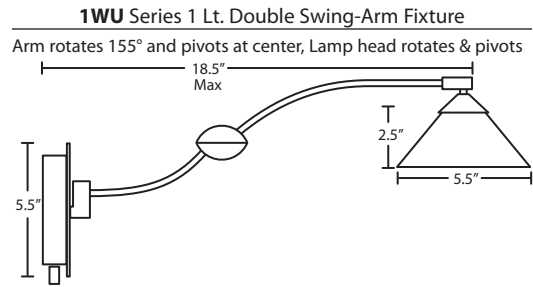
SWING ARMS WALL

ORDERING:

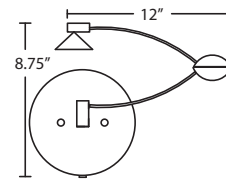
FIXTURE	GLASS OPTIONS	METAL FINISH	OPTIONS
1WU Swing arm	117607 White	BR Bronze	CP Cord & Plug
1WW Swing arm	117652 Marble	SN Satin Nickel	
	117681 Sunset		
	117687 Blue Matte		
	117691 Bi-Color		
	282453 White Starpoint		
	282484 Blue Starpoint		
	282490 Mango Starpoint		
	550493 Dicro Swirl		

Ex. 1WW-117607-SN

Kona Swing Arm Fixture w/ White Glass, Satin Nickel Finish



1WU Extra Dimensional Information



CORD/PLUG KIT ORDERING:

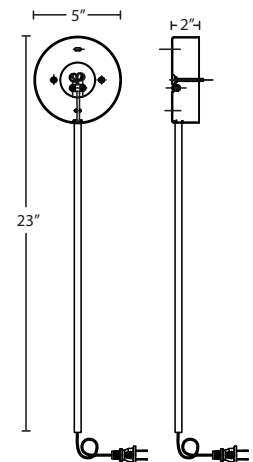
ORDER COMPLETE WITH FIXTURE OR SEPERATELY

When no junction box is available, the T120 kit allows the Swing-arm luminaire to be converted to a fully UL Listed "fixed portable" which plugs into a standard 120V receptacle. Includes 18" wire cover and 6' of cord.

Location: DRY or DAMP, interior only

T120-SN Satin Nickel

T120-BR Bronze



Project Information: